



2019 Biennial Call for Submissions

The Society for Research in Child Development (SRCD) invites submissions for the 2019 Biennial Meeting in Baltimore, MD, from March 21 - 23. Preconference events will be held on Wednesday, March 20, 2019.

SRCD's 2019 [Program Committee](#), led by Co-Chairs **Silvia H. Koller** (Universidade Federal do Rio Grande do Sul) and **Jennifer E. Lansford** (Duke University), worked hard to create a program that reflects SRCD's commitment to interdisciplinary research, diversity, and an international perspective. Empirical, theoretical, historical, methodological, policy, application, and translational submissions from investigators around the globe in all disciplines related to the field of child development are welcomed. The Society encourages submissions from researchers at all career stages including graduate and undergraduate students.

The information below explains the 2019 submission types and submission procedures. We ask that you review carefully and adhere to the submission requirements to ensure smooth operation of the submission, review, and decision notification process. Thank you!

Submission Deadline: Thursday, August 16, 2018, 8:00pm EDT

Note: The [submission website](#) will open on or before July 9, 2018.

Quick Links within this document

2019 Biennial Daily Schedule at a Glance	2
About the 2019 Invited Program	2
Travel Awards	2
Submission Guidelines for 2019	3
Submission Types for 2019	4
Review Process and Criteria for All Submissions	5
Entering Data into the Submission Website	5
Submission Instructions by Type	6-10
Individual Poster Presentation	6
Conversation Roundtable	7
Professional Development Session or Workshop	8
Paper Symposium and Exchange Symposium	9
Join the Conversation on Twitter	10

2019 Biennial Daily Schedule-at-a-Glance

Wednesday, March 20, 2019:

- Pre-conferences
- SRCD committee and caucus meetings
- Teaching Institute
- Millennium Scholars Program

Thursday, March 21, 2019: International Day

- Opening Reception & Presidential Address
- International Invited Program
- **NEW!** Talks About Developmental Science (TADS)
- Lunch with Leaders
- Submitted Program Sessions
- **NEW!** Professional Development Sessions
- Member Meeting
- Awards Ceremony

Friday, March 22, 2019: Interdisciplinary Day

- Interdisciplinary Invited Program
- **NEW!** Talks About Developmental Science (TADS)
- Submitted Program Sessions
- Lunch with Leaders
- **NEW!** Professional Development Sessions
- Presentation by acclaimed Baltimore author Wes Moore
- **NEW!** Block Party (Food, Entertainment)

Saturday, March 23, 2019: Relevant Day

- Relevant Invited Program
- Strategic Plan Poster Session, with refreshments
- **NEW!** Talks About Developmental Science (TADS)
- Submitted Program Sessions
- Lunch with Leaders
- **NEW!** Professional Development Sessions

About the 2019 Invited Program

SRCD's [invited program](#) of 2019 Biennial Meeting will highlight how SRCD is international, interdisciplinary, and relevant. The invited program features outstanding scholars from a number of countries (Australia, Germany, Mexico, South Africa, United Kingdom, United States), and disciplines (anthropology, economics, education, medicine, psychology, public health, public policy, sociology). Each day of the conference will be organized around one of these three themes: International, Interdisciplinary, and Relevant.

For more information on the distinguished invited speakers, visit the [Biennial meeting section of \[www.srcd.org\]\(http://www.srcd.org\)](#).

Travel Awards

Five types of travel awards are offered as a benefit to SRCD members in support of attendance at the SRCD Biennial Meeting:

1. Jacobs Foundation International Travel Awards
2. SRCD International Travel Awards
3. SRCD Student Travel Awards
4. SRCD Early Career Travel Awards
5. Neimark Student Travel Awards

Watch your inbox and check www.srcd.org for additional details about the criteria and application process.

Submission Guidelines for 2019






1. Members and Nonmembers are limited to 2 Presenting Roles.
2. Presenting Roles, Defined:
 - a. Presenting Author of an Individual Poster
 - b. Presenting Author of a Paper in a Paper Symposium or Exchange Symposium
 - c. Moderator of a Roundtable
 - d. Panelist in a Roundtable
 - e. Leader of a Professional Development Workshop
 - f. The roles of Chair and Discussant *do not count* as presenting roles; however, these roles are protected from schedule conflicts.
 - g. Any role in the SRCD Invited Program *does not count* as a presenting role; these roles are protected from schedule conflicts.

Additional Considerations:

1. Presenting Roles (see guidelines above) are protected from schedule conflicts.
2. Each presenting role in the same submission counts as 1 presenting role (e.g., if you are a presenting author of two papers in the same symposium, you have 2 presenting roles).
3. There is no limit to the number of authors for a paper or poster. Non-presenting Author roles:
 - *are not protected* from schedule conflicts.
 - *do not count* toward the maximum number of 2 presenting roles.
4. Do not submit the same material more than once, (e.g., as a poster and as a symposium presentation or as a paper in two symposia).
5. SRCD normally does not accept submissions that have been presented or published before the meeting unless they differ from the original in additional data or new findings or additional comparisons, etc. Even in cases where SRCD members may not have had access to your original presentation, the current submission should not duplicate an earlier presentation.
6. During the submission process, you will be asked to select both a primary and secondary [review panel](#).
7. **Plan ahead and submit early!**
 - The Submission site will open on or before July 9.
 - You may edit your submission at any time prior to the submission deadline, August 16.
 - View and/or print your submission proof and review it carefully.
 - **No changes can be made *after the submission deadline*, August 16.**
8. SRCD membership is not required to submit; however, we encourage you to [take advantage of the benefits of membership](#): *Members in the Society are offered a significant discount on conference registration in addition to eligibility for a variety of Society resources and initiatives.*

Questions? Please contact the SRCD Program Office at programoffice@srcd.org.

Submission Types for 2019

- 1. Individual Poster Presentation.** Posters are individual, free-standing research presentations. They are the appropriate format when material can be explained briefly, is suited for graphic or visual presentation, and/or the presenter would benefit from high levels of interaction and discussion.
 - Individual posters will be displayed in 75-minute sessions.
 -  [Jump to the submission instructions for Individual Poster Presentations.](#)
- 2. Conversation Roundtable.** This format is intended as a forum for a discussion of overarching questions/issues, not for presentation of specific research findings. The roundtable is an engaging conversation among three or four scholars and the audience about ideas, methods, or professional- and research-related experiences. **A roundtable must have representation from multiple institutions.** A central question or theme should serve as a focus for the roundtable. The broader purpose of a roundtable is to encourage networking among individuals or groups who may benefit from shared experiences or from hearing different views on a topic. The audience must be given 30 minutes to respond to the questions/issues raised and to introduce additional questions and comments to the panel.
 - Conversation Roundtables do not include PowerPoint slides or other audio-visual equipment.
 - Total time allotted to a session: 90 minutes.
 -  [Jump to the submission instructions for Conversation Roundtables.](#)
- 3. (NEW!) Professional Development Session or Workshop.** SRCD is introducing a new professional development track dedicated to a series of sessions on topics designed to build capacity in several areas. Examples of topics for include, but are not limited to, science communication, promoting scholarly work through social media, mentoring for diversity, social and science policy activism, increasing diversity and representativeness in the conduct and teaching of developmental science, and data sharing. Each workshop or session should include interactive exercises and attendee engagement. The format can involve a single leader/organizer or an organizer with a team of presenters.
 - Professional Development Sessions / Workshops must be submitted to Panel 25.
 - Total time allotted to a session: 90 minutes.
 -  [Jump to the submission instructions for Professional Development Sessions or Workshops.](#)
- 4. Paper Symposium.** A cohesive cluster of research presentations and theoretical perspectives focused on a specific topic and emphasizing conceptual issues and an integration of findings with representation from multiple institutions. In the traditional format, the chair briefly presents the theme of the symposium, presenters speak for 15 minutes each, and a discussant provides an overview. At least 15 minutes MUST be set aside for audience discussion. Requirements: 1 chair with optional 2nd chair if there is no discussant, 3 presentations plus 1 discussant or 4 presentations. Paper Symposia will take place in meeting rooms.
 - Total time allotted to a session: 90 minutes.
 -  [Jump to the submission instructions for Paper Symposium.](#)
- 5. (NEW!) Exchange Symposium.** A cohesive cluster of research presentations and theoretical perspectives focused on a specific topic and emphasizing conceptual issues and an integration of findings with representation from multiple institutions. The specific format will be designed by the organizers of the symposium but should minimize formal presentation and maximize open exchange between symposium attendees and presenters. An example of an Exchange Symposium format is: chair briefly presents the theme of the symposium, presenters briefly present ideas/results, chair moderates open discussion. Requirements: 1 chair with optional 2nd chair if there is no discussant, 3 presentations plus 1 discussant or 4 presentations. Exchange Symposia will take place in a partitioned hall with a data projector and screen available for optional presenter use, and with chairs for symposium attendees.
 - Total time allotted to a session: 90 minutes.
 -  [Jump to the submission instructions for Exchange Symposium.](#)

Review Process and Criteria for All Submissions

1. Submissions are rated according to the following criteria:
 - a. Clarity of formulation/conceptualization
 - b. Adequacy of methods
 - c. Appropriateness of interpretations
 - d. Importance of topic
 - e. For multi-presenter formats: Cohesion among presentations, relevance of presentations to the topic, and expression of different views.
2. A submission that does not adhere to the rules and procedures will receive a low rating. For example,
 - a. Do not include author names, unless required, or other identifying material (i.e., grant support) as part of the integrative statement or the abstract.
 - b. Submitting material more than once could result in a submission not being reviewed.
 - c. The abstract lacks sufficient data—coded and analyzed, even if not yet complete—to provide a basis for reviewer evaluation. Evaluation of the methods will be sensitive to qualitative and case study approaches as well as quantitative approaches.
3. Reviewers may consider SRCD's [strategic plan](#) when evaluating submissions that are of equivalent scientific merit.
4. Symposia and Conversation Roundtables *must* have representation from multiple institutions.

Entering Data into the Submission Website

Please note: The [submission website](#) will open on or before **July 9, 2018**. *Whatever you enter is what will appear in the online program.* Changes cannot be made *after* the submission deadline, August 16.

1. **Please enter a complete, formal name** (e.g., Samuel T. Jones; H. Harrison Smith-Barton), **current email address**, and **affiliation for each person**. Please do not enter author names in all upper-case letters or all lower-case letters. This requirement serves to uniquely identify a person included on your submission and ensures that authors receive email communications regarding the decision status of the submission.
2. **Titles:** Enter a title for the submission with no more than 15 words. Use mixed-case letters (upper-case for the first letter of all words with 4 or more letters and lower-case letters for the remainder of the words) and appropriate punctuation.
3. **One person must enter all information for an entire symposium.**
4. **Integrative statements, abstracts, and descriptions** entered for submissions must be typed or copied and pasted into a text box on the submission website.

NOTE: Your integrative statement and/or abstract should be in final form as it will be viewable in the online program.

5. **File Uploads:** All graphics must be incorporated into one single file. **The document should clearly identify the presentation it refers to and not contain any author information or it will be disqualified.** The file must be in Adobe PDF format. Upload this document at the end of the submission process.
6. **Group Authorship** (e.g., consortia, projects, programs) may be entered in the specified field during the “authors” step of the submitting process.
7. **Individual requests regarding scheduling** may be made at the time of submission by entering them in the “details” step. Due to the complexities of the SRCD program scheduling process, only justified requests will be addressed, so please include the *reason for your scheduling request*. SRCD will attempt to accommodate needs in the scheduling process; however, there is no guarantee that all requests can be met.
8. **After the submission deadline, August 16, no revisions can be made.**

Submission Instructions by Type

Individual Poster Presentation

1. Enter a title for your submission with no more than 15 words. Use mixed-case letters and appropriate punctuation in your title.
2. Select a primary and secondary [review panel](#).
3. **Enter a full name, affiliation, and email address for each author.** Do not enter author names in all upper-case letters or all lower-case letters. This information establishes a unique identity for each author, ensuring that submitters receive a decision status notification for the submission. **Identify the presenter of the submission.** Notify SRCD at programoffice@srcd.org if an author has been entered with more than one email address so that duplicate accounts can be merged.
4. In the case of "group authorship" (consortium, program, etc.), use the "Group Authors" field of the submitting process. **Do not enter individual authors in your submission in the Group Author field or they will not be seen in the program!**

NOTE: Do not include research funding support anywhere in your submission! The appropriate place to acknowledge research funding support is in your presentation (should the submission be accepted).

5. Enter an *abstract* with a maximum of 500 words. Your abstract must be typed or copied and pasted into the submission website. The abstract for an accepted poster will be viewable in the online program.
 - a. **Single-space** your abstract.
 - b. **Do not** include the title in the abstract.
 - c. **Do not** include author names or other identifying information in your abstract.
 - d. Use standard reference citations (last name, year) but **do not** include a reference list.
6. Graphics are encouraged *but are optional*; they **do not** count toward the maximum word count for an abstract. The two graphics allowed may be:
 - 2 tables, *or*
 - 2 figures, *or*
 - 1 table plus 1 figure.

File Uploads: All graphics must be incorporated into one single file. **The document should not contain any author information or it will be disqualified.** The file must be in Adobe PDF format. You will upload this document at the end of the submission process.

7. SRCD is pleased to continue the tradition of a special poster session that highlights leading child development research in the areas of ethnic and racial issues, policy, interdisciplinarity, and internationality. If your research is relevant to one of the following areas and you wish your poster to be considered for placement in this session (should it be accepted to the program) please check off ONE of the following during the submission process:
 - Consider for *Ethnic and Racial Issues* segment;
 - Consider for *Policy* segment;
 - Consider for *Interdisciplinary* segment;
 - Consider for *International* segment.

Refreshments will be served at this poster session.

Conversation Roundtable

Please keep in mind that:

- A Conversation Roundtable must have representation from multiple institutions.
- Reviewers may consider SRCD's [strategic plan](#) when evaluating submissions that are of equivalent scientific merit.
- Participants invited to a Conversation Roundtable **are not** part of the official SRCD Invited Program and SRCD **will not** reimburse their expenses.
- A Conversation Roundtable does not include PowerPoint slides - there **will not be audio visual equipment** in the room.

Role Descriptions

- **Moderator (required):** The moderator organizes the roundtable and enters all information into the submission website. A moderator directs the discussion with and among panelists during the roundtable and makes sure that all participants have an equal opportunity to speak. Moderators are strongly encouraged to incorporate multiple disciplines, diversity, and international participation into their sessions. The moderator presents a list of significant questions to the panelists for comment and interactive discussion. These questions, which may address theoretical and/or methodological issues, should be compelling (e.g., cutting-edge; related to controversies in the field). *This is a presenting role and is protected against schedule conflicts.*
- **Panelists (required):** The 3 or 4 panelists should be prepared to address and debate the questions/topics presented by the moderator and adhere to the timeline provided by the moderator. *This is a presenting role and is protected against schedule conflicts.*

Integrative Statement and Description

- Prepare a 250-word **integrative statement** that summarizes the nature and significance of the proposed topic. Integrative statements for roundtables accepted for presentation will be available for viewing in the online program schedule.
- Prepare a 1,000-word **description** of the session, including the questions/topics to be discussed proposed *and the name of the panelist who will address each*. Descriptions are for review purposes only.

What Is Needed to Submit a Conversation Roundtable:

1. Enter a title for your submission with no more than 15 words. Use mixed-case letters and appropriate punctuation in your title.
2. Select a primary and secondary [review panel](#).
3. **Enter a full name, affiliation, and email address for each presenter.** Do not enter author names in all upper-case letters or all lower-case letters. This information establishes a unique identity for each person, ensuring that submitters receive a decision status notification for the submission. **Identify the presenter of the submission.** Please notify SRCD at programoffice@srcd.org if an author has been entered with more than one email address so that duplicate accounts can be merged.
4. In the case of "group authorship" (consortium, program, etc.), use the "Group Authors" field of the submitting process. **Do not enter individual authors in the submission in the Group Author field** or they will not be seen in the program!

NOTE: Do not include research funding support anywhere in your submission! The appropriate place to acknowledge research funding support is in your presentation (should your submission be accepted).

5. Enter an *integrative statement* with a maximum of 250 words. Integrative statements must be typed or copied and pasted into the submission website.
 - a. **Single-space** your integrative statement.
 - b. **Do not** include the title in the integrative statement.
 - c. **Include the name of the Moderator.**

6. Enter a *description* with a maximum of 1,000 words. Your description must be typed or copied and pasted into the submission website.
 - a. **Single-space** your description.
 - b. **Do not** include the title in the description.
 - c. **Include names and roles of panelists in the description.**
 - d. Include example questions that will be addressed to roundtable participants.
 - e. Use standard reference citations (last name, year), but do not include a reference list.

Professional Development Session or Workshop

Please keep in mind that:

- Workshops must be organized and submitted with at least 1 leader.
- Participants invited to a Professional Development Session or Workshop **are not** part of the official SRCD Invited Program and SRCD **will not** reimburse their expenses.

Role Description

- **Leader / Organizer (required):** The Leader directs the flow of the session, serves as the time-keeper, and ensures attendee engagement. This is a presenting role and is protected against schedule conflicts. Up to 3 Leaders / Organizers are allowed.
- **Presenter:** This role is optional, depending on the desired format of the workshop or session. *This is a presenting role and is protected against schedule conflicts.*

Abstract and Proposal

- Prepare a 250-word **abstract** that summarizes the nature and significance of the proposed topic. Include the name(s) of the leader(s) and the questions/topics to be discussed. The abstract for an accepted workshop will be viewable in the online program.
- Prepare a 1,000-word **proposal** of the workshop or session, including a description of the topic of the workshop, the workshop activities and goals, and the background of the leader(s). *Proposals are for review purposes only.*

What You Will Need to Submit a Professional Development Workshop or Session:

1. Enter a title for your submission with no more than 15 words. Use mixed-case letters and appropriate punctuation in your title.
2. **Choose Panel 25: Professional Development Workshops.** This is the only panel that is accepting workshop submissions.
3. **Enter a full name, affiliation, and email address for the leader(s).** This information establishes a unique identity for each person, ensuring they receive a decision status notification for the submission. Please notify SRCD at programoffice@srcd.org if a participant has been entered with more than one email address so that duplicate accounts can be merged.
4. Enter an *abstract* with a maximum of 250 words. The abstract must be typed or copied and pasted into the submission website.
 - a. **Single-space** the abstract.
 - b. **Do not** include the title in the abstract.
 - c. **Include the names of the leader(s).**
5. Enter a *proposal* with a maximum of 1,000 words. The proposal must be typed or copied and pasted into the submission website.
 - a. **Single-space** the proposal.
 - b. **Do not** include the title in the proposal.
 - c. **Include a description of the topic of the workshop, the workshop activities and goals, and the background of the leader(s).**

Paper Symposium and Exchange Symposium

Please keep in mind that:

- **Paper and Exchange Symposia must be organized and submitted as a group of presentations.** SRCD does *not* organize symposia. A chair is required; a discussant is optional.
- **Paper and Exchange Symposia must have representation from multiple institutions.**
- Reviewers may consider SRCD's [strategic plan](#) when evaluating submissions that are of equivalent scientific merit.
- **Participants invited to a Paper or Exchange Symposium are not** part of the official SRCD Invited Program and SRCD **will not** reimburse their expenses.

NOTE: If your *Paper Symposium* submission passes scientific acceptability, but is not accepted due to space limitations, the submitter may opt to have the symposium appear as an Exchange Symposium, space allowing. Please review the Exchange Symposium format.

Role Descriptions:

- **Chair (required):** 2 chairs are permitted if there is no discussant. A chair enters all information into the submission website for the **Paper** or **Exchange Symposium**. The chair(s) organizes and directs the symposium session, introduces the presenters, and ensures that time limits are strictly observed. The chair(s) should be prepared to lead, stimulate, and coordinate the 30-minute open discussion with the audience. This role is protected against schedule conflicts *but does not count* toward the maximum number of 2 presenting roles.
- **Discussant (optional if only 1 Chair):** The role of a discussant is to comment on the papers included in the symposium. This role is protected against schedule conflicts but does not count toward the maximum number of 2 presenting roles.
- **Presenting Author:** This author must be the person who presents the individual presentations within the symposium. This presenting role is protected against schedule conflicts.
- **Non-presenting Authors:** These roles *are not* protected against schedule conflicts and *do not count* against the maximum number of 2 presenting roles.

Integrative Statement and Abstract:

- Prepare a 250-word **integrative statement** that summarizes the nature and significance of the proposed symposium topic. Integrative statements for **Paper** and **Exchange Symposia** submissions accepted for presentation will be viewable in the online program.
- Prepare a 500-word **abstract** for each paper that describes the material to be presented (introduction, hypotheses, study population, methods, results). Abstracts will be viewable in the online program.

Number of Presentations Allowed:

- A Chair and at least 3 papers are required; 4 papers are maximum. A Discussant is optional and allowed only with 3 papers. There are 3 possible combinations:
 - ✓ 1 chair + 3 or 4 papers
 - ✓ 2 chairs + 3 or 4 papers
 - ✓ Chair + Discussant + 3 papers

What Is Needed to Submit a Paper Symposium or Exchange Symposium:

1. Enter a title for the submission with no more than 15 words. Use mixed-case letters and appropriate punctuation in your title
2. Select a primary and secondary [review panel](#).

3. Enter a full name, affiliation, and email address for each author. Do not enter author names in all upper-case letters or all lower-case letters. This information establishes a unique identity for each person, ensuring that submitters receive a decision status notification for the submission. **Identify the chair(s), discussant (optional), and the presenter of each paper.** Please notify SRCD at programoffice@srcd.org if an author has been entered with more than one email address so that duplicate accounts can be merged.
4. In the case of "group authorship" (consortium, program, etc.), use the "Group Authors" field of the submitting process. **Do not enter individual authors in the submission in the Group Author field or they will not be seen in the program!**

NOTE: Do not include research funding support anywhere in your submission! The appropriate place to acknowledge research funding support is in your presentation (should the submission be accepted).

5. Enter an *integrative statement* with a maximum of 250 words. Your integrative statement must be typed or copied and pasted into the submission website.
 - a. **Single-space** the integrative statement.
 - b. **Do not** include the title in the integrative statement.
 - c. **Do not** include names or other identifying information in the integrative statement.
6. Enter an *abstract* with a maximum of 500 words *for each presentation* in the symposium. Abstracts must be typed or copied and pasted into the submission website.
 - a. **Single-space** the abstract.
 - b. **Do not** include the title in the abstract.
 - c. **Do not** include names or other identifying information in the abstract.
 - d. Use standard reference citations (last name, year) but do not include a reference list.
7. Graphics are encouraged, but are optional; they do not count toward the maximum word count for the abstract. The two graphics allowed per paper may be:
 - 2 tables, *or*
 - 2 figures, *or*
 - 1 table plus 1 figure.

File Uploads: A SINGLE document containing figures and/or tables for ALL of the presentations in the symposium will be uploaded. Create a document that clearly identifies which presentation it refers to. **Do NOT include any author information on this document or it will be disqualified.** The file must be in Adobe PDF format. You will upload this document at the end of the submission process.

Join the Biennial Conversation

Join the 2019 Biennial conversation on Twitter with [@SRCDtweets](https://twitter.com/SRCDtweets) using [#SRCD19](https://twitter.com/hashtag/SRCD19).

Submission Deadline: Thursday, August 16, 2018, 8:00pm EDT
Note: The [submission website](#) will open on or before July 9, 2018.

Questions? Please contact the SRCD Program Office at programoffice@srcd.org.