



Call for Submissions

Connecting Worlds: Studying Child Development in Low Resource Contexts

June 12 - 13, 2020 | St. Louis, Missouri, USA


The Society for Research in Child Development invites submissions for the 2020 Special Topic Workshop: *Connecting Worlds: Studying Child Development in Low Resource Contexts* to be held in St. Louis, Missouri from June 12 - 13, 2020.

Submissions accepted: mid-October 2019

Submission Deadline: November 13, 2019

Organizers: Gianluca Esposito, Nanyang Technological University (Singapore) and University of Trento (Italy); Angelo Brandelli Costa, Pontifícia Universidade Católica do Rio Grande do Sul (Brazil)

The vast majority of studies in child development are conducted in high-income countries. What do we really know of the rest (majority) of the world? This workshop will focus on innovative ways to collect data (i.e. Social Media) as well as novel ways to interpret data (i.e. Big Data) in order to know more about child development in low- and middle-income contexts. There will be interdisciplinary discussions about what is available, what is currently being used and what resources are still left underutilized and untapped. Discussions from this workshop will aid in contextualizing our understanding of child development to low and middle socioeconomical contexts and highlight the possible ways of enhancing their quality of life during childhood. By exploring child development from a wider and inclusive perspective, combining existing knowledge newly acquired information from LMIC contexts, we will gain both practical and applied knowledge that can be implemented to generate a sustainable impact on children all around the world.



2020 SPECIAL TOPIC WORKSHOP


SUBMISSION GUIDELINES

1. **Submission Limits:** There is no limit for presenting roles for either members or nonmembers of SRCD.
2. **Presenting Roles, Defined:**
 - a. Chair of a symposium
 - b. Discussant of a symposium
 - c. Presenter of a paper
 - d. Presenter of a poster
 - e. Moderator of a conversation roundtable
 - f. Panelist in a conversation roundtable

Additional Considerations:

1. Only presenting roles will be protected from schedule conflicts (see role definitions above).
2. There is no limit to the number of authors for a paper or poster. Non-presenting author roles *are not protected* from schedule conflicts.
3. Do not submit the same material more than once, (e.g., as a poster and as a symposium presentation or as a paper in two symposia).
4. SRCD normally does not accept submissions that have been presented or published before the meeting unless they differ from the original in additional data or new findings or additional comparisons, etc. Even in cases where SRCD members may not have had access to your original presentation, the current submission should not duplicate an earlier presentation.
5. During the submission process, you will be asked to select both a primary and secondary review panel.
6. **Plan ahead and submit early!**
 - The Submission site will open mid-October.
 - You may edit your submission at any time prior to the submission deadline, November 13.
 - View and/or print your submission proof and review it carefully.
 - **No changes can be made *after* the submission deadline**, November 13.
7. SRCD membership is not required to submit; however, we encourage you to [take advantage of the benefits of membership](#): *Members in the Society are offered a significant discount on conference registration in addition to eligibility for a variety of Society resources and initiatives.*

Questions? Please contact the Meetings Team at programoffice@srcd.org.



2020 SPECIAL TOPIC WORKSHOP

SUBMISSION FORMATS

Submission Formats: Submissions will be accepted in the following formats and all will be peer-reviewed.

- 1. Individual Poster Presentation.** Posters are individual, free-standing research presentations. They are the appropriate format when material can be explained briefly, is suited for graphic or visual presentation, and/or the presenter would benefit from high levels of interaction and discussion. Each poster occupies one 8' wide x 4' high poster board for the entire session. The poster session is unopposed.
- 2. Individual Paper Presentation.** Individually submitted papers will be reviewed for scientific merit and a decision will be made to accept or reject it based on independent ratings by two blinded reviewers. Highly rated individual papers will be considered by panel chairs for presentation in a Paper Symposium composed of up to 4 Individual Paper Presentations that are thematically related. Individual papers that are highly rated but cannot be accepted for a Paper Symposium (either because there are not 4 related papers on the topic or the maximum number of paper symposia has been reached) will become Individual Poster Presentations if and only if submitters have indicated that they would like to present the research as a poster.
- 3. Paper Symposium.** A cohesive cluster of research presentations and theoretical perspectives focused on a specific topic and emphasizing conceptual issues and an integration of findings with representation from multiple institutions. In the traditional format, the chair briefly presents the theme of the symposium, presenters speak for 15 minutes each, and a discussant provides an overview. At least 15 minutes **MUST** be set aside for audience discussion. Requirements: 1 chair with optional 2nd chair if there is no discussant, 3 presentations plus 1 discussant or 4 presentations.
- 4. Conversation Roundtable.** This format is intended as a forum for a discussion of overarching questions/issues, not for presentation of specific research findings. The roundtable is an engaging conversation among three or four scholars and the audience about ideas, methods, or professional- and research-related experiences. **A roundtable must have representation from multiple institutions.** A central question or theme should serve as a focus for the roundtable. The broader purpose of a roundtable is to encourage networking among individuals or groups who may benefit from shared experiences or from hearing different views on a topic. The audience must be given 30 minutes to respond to the questions/issues raised and to introduce additional questions and comments to the panel.



2020 SPECIAL TOPIC WORKSHOP

REVIEW PROCESS AND CRITERIA FOR ALL SUBMISSIONS

1. Submissions are rated according to the following criteria:
 - a. Clarity of formulation/conceptualization
 - b. Adequacy of methods
 - c. Appropriateness of interpretations
 - d. Importance of topic
 - e. For multi-presenter formats: Cohesion among presentations, relevance of presentations to the topic, and expression of different views.
2. A submission that does not adhere to the rules and procedures will receive a low rating. For example,
 - a. Do not include author names, unless required, or other identifying material (i.e., grant support) as part of the integrative statement or the abstract.
 - b. Submitting material more than once could result in a submission not being reviewed.
 - c. The abstract lacks sufficient data—coded and analyzed, even if not yet complete—to provide a basis for reviewer evaluation. Evaluation of the methods will be sensitive to qualitative and case study approaches as well as quantitative approaches.
3. Reviewers may consider SRCD's [strategic plan](#) when evaluating submissions that are of equivalent scientific merit.
4. Symposia and Conversation Roundtables *must* have representation from multiple institutions.

ENTERING DATA INTO THE SUBMISSION WEBSITE

Please note: *Whatever you enter is what will appear in the online program.*

1. **Please enter a complete, formal name** (e.g., Samuel T. Jones; H. Harrison Smith-Barton), **current email address**, and **affiliation for each person**. Please do not enter author names in all upper-case letters or all lower-case letters. This requirement serves to uniquely identify a person included on your submission and ensures that authors receive email communications regarding the decision status of the submission.
2. **Titles:** Enter a title for the submission with no more than 15 words. Use mixed-case letters (upper-case for the first letter of all words with 4 or more letters and lower-case letters for the remainder of the words) and appropriate punctuation.
3. **One person must enter all information for an entire symposium.**
4. **Integrative statements, abstracts, and descriptions** entered for submissions must be typed or copied and pasted into a text box on the submission website.

NOTE: Your integrative statement and/or abstract should be in final form as it will be viewable in the online program.

5. **File Uploads:** All graphics must be incorporated into one single file. **The document should clearly identify the presentation it refers to and not contain any author information or it will be disqualified.** The file must be in Adobe PDF format.
6. **Group Authorship** (e.g., consortia, projects, programs) may be entered in the specified field during the “authors” step of the submitting process.
7. **Individual requests regarding scheduling** may be made at the time of submission by entering them in the “details” step. Due to the complexities of the SRCD program scheduling process, only justified requests will be addressed, so please include the *reason for your scheduling request*. SRCD will attempt to accommodate needs in the scheduling process; however, there is no guarantee that all requests can be met.
8. **After the submission deadline, November 13, no revisions can be made.**



2020 SPECIAL TOPIC WORKSHOP

SUBMISSION REQUIREMENTS

INDIVIDUAL POSTER OR PAPER PRESENTATION

Each poster occupies one 8' wide x 4' high poster board for the entire session.
No electrical power will be available.

What You Will Need to Submit an Individual Poster or Paper:

1. A title for your submission with no more than 15 words. Use mixed-case letters and appropriate punctuation in your title.
2. **Enter a full name, affiliation, and email address for each author of your poster or paper.** This information establishes a unique identity for each person, ensuring that submitters receive a decision status notification for the submission. **Identify the presenter of the submission.** Please notify SRCD at programoffice@srcd.org if an author has been entered with more than one email address so that duplicate accounts can be merged.
3. If you need to include a “group author” (consortium, program, etc.), enter it in the “Group Authors” field of the submitting process. **Do not enter individual authors in your submission in the Group Author field** or they will not be seen in the program!

NOTE: Do not include research funding support anywhere in your submission! The appropriate place to acknowledge research funding support is in your presentation should the submission be accepted.


4. Enter an *abstract* with a maximum of 500 words. Your abstract must be typed or copied and pasted into the submission website; no file uploads are allowed. The abstract for an accepted poster will be viewable in the online program.
 - a. **Single-space** your abstract.
 - b. **Do not** include the title in the abstract.
 - c. **Do not** include names or other identifying information in your abstract.
 - d. Use standard reference citations (last name, year), but **do not** include a reference list.
5. Graphics are encouraged, *but are optional*; they do **not** count toward the maximum word count for your abstract. The two graphics allowed may be:
 - 2 tables, *or*
 - 2 figures, *or*
 - 1 table plus 1 figure.

File Uploads - all of your graphics must be incorporated into one single file. **Do not include any author information in your graphic.** The file must be in Adobe PDF format.

PAPER SYMPOSIUM

Please keep in mind that:

- **Paper Symposia must be organized and submitted as a group of presentations.** SRCD does *not* organize symposia. A chair is required; a discussant is optional.
- **Paper Symposia must have representation from multiple institutions.**
- **Reviewers may consider SRCD's [strategic plan](#)** when evaluating submissions that are of equivalent scientific merit.
- **Participants invited to a Paper Symposium are not** part of the official SRCD Invited Program and SRCD **will not** reimburse their expenses.



2020 SPECIAL TOPIC WORKSHOP

Role Descriptions:

- **Chair (required):** 2 chairs are permitted if there is no discussant. A chair enters all information into the submission website for the **Paper Symposium**. The chair(s) organizes and directs the symposium session, introduces the presenters, and ensures that time limits are strictly observed. The chair(s) should be prepared to lead, stimulate, and coordinate the 30-minute open discussion with the audience. This role is protected against schedule conflicts.
- **Discussant (optional if only 1 Chair):** The role of a discussant is to comment on the papers included in the symposium. This role is protected against schedule conflicts.
- **Presenting Author:** This author must be the person who presents the individual presentations within the symposium. This presenting role is protected against schedule conflicts.
- **Non-presenting Authors:** These roles *are not* protected against schedule conflicts.

Integrative Statement and Abstract:

- Prepare a 250-word **integrative statement** that summarizes the nature and significance of the proposed symposium topic. Integrative statements for **Paper Symposia** submissions accepted for presentation will be viewable in the online program.
- Prepare a 500-word **abstract** for each paper that describes the material to be presented (introduction, hypotheses, study population, methods, results). Abstracts will be viewable in the online program.

Number of Presentations Allowed:

- A Chair and at least 3 papers are required; 4 papers are maximum. A Discussant is optional and allowed only with 3 papers. There are 3 possible combinations:
 - ✓ 1 chair + 3 or 4 papers
 - ✓ 2 chairs + 3 or 4 papers
 - ✓ Chair + Discussant + 3 papers

What Is Needed to Submit a Paper Symposium:

1. Enter a title for the submission with no more than 15 words. Use mixed-case letters and appropriate punctuation in your title.
2. **Enter a full name, affiliation, and email address for each author.** Do not enter author names in all upper-case letters or all lower-case letters. This information establishes a unique identity for each person, ensuring that submitters receive a decision status notification for the submission. **Identify the chair(s), discussant (optional), and the presenter of each paper.** Please notify SRCD at programoffice@srcd.org if an author has been entered with more than one email address so that duplicate accounts can be merged.
3. In the case of “group authorship” (consortium, program, etc.), use the “Group Authors” field of the submitting process. **Do not enter individual authors in the submission in the Group Author field** or they will not be seen in the program!

NOTE: Do not include research funding support anywhere in your submission! The appropriate place to acknowledge research funding support is in your presentation (should the submission be accepted).

4. Enter an *integrative statement* with a maximum of 250 words. Your integrative statement must be typed or copied and pasted into the submission website.
 - a. **Single-space** the integrative statement.
 - b. **Do not** include the title in the integrative statement.
 - c. **Do not** include names or other identifying information in the integrative statement.



2020 SPECIAL TOPIC WORKSHOP

5. Enter an *abstract* with a maximum of 500 words *for each presentation* in the symposium. Abstracts must be typed or copied and pasted into the submission website.
 - a. **Single-space** the abstract.
 - b. **Do not** include the title in the abstract.
 - c. **Do not** include names or other identifying information in the abstract.
 - d. Use standard reference citations (last name, year) but do not include a reference list.
6. Graphics are encouraged but are optional; they do not count toward the maximum word count for the abstract. The two graphics allowed per paper may be:
 - 2 tables, *or*
 - 2 figures, *or*
 - 1 table plus 1 figure.

File Uploads: A SINGLE document containing figures and/or tables for ALL of the presentations in the symposium will be uploaded. Create a document that clearly identifies which presentation it refers to. **Do NOT include any author information on this document or it will be disqualified.** The file must be in Adobe PDF format.

CONVERSATION ROUNDTABLE

Please keep in mind that:


- A Conversation Roundtable must have representation from multiple institutions.
- Reviewers may consider SRCD's [strategic plan](#) when evaluating submissions that are of equivalent scientific merit.
- Participants invited to a Conversation Roundtable **are not** part of the official SRCD Invited Program and SRCD **will not** reimburse their expenses.
- A Conversation Roundtable does not include PowerPoint slides - there **will not be audio visual equipment** in the room.

Role Descriptions

- **Moderator (required):** The moderator organizes the roundtable and enters all information into the submission website. A moderator directs the discussion with and among panelists during the roundtable and makes sure that all participants have an equal opportunity to speak. Moderators are strongly encouraged to incorporate multiple disciplines, diversity, and international participation into their sessions. The moderator presents a list of significant questions to the panelists for comment and interactive discussion. These questions, which may address theoretical and/or methodological issues, should be compelling (e.g., cutting-edge; related to controversies in the field). *This is a presenting role and is protected against schedule conflicts.*
- **Panelists (required):** The 3 or 4 panelists should be prepared to address and debate the questions/topics presented by the moderator and adhere to the timeline provided by the moderator. *This is a presenting role and is protected against schedule conflicts.*

Integrative Statement and Description

- Prepare a 250-word **integrative statement** that summarizes the nature and significance of the proposed topic. Integrative statements for roundtables accepted for presentation will be available for viewing in the online program schedule.
- Prepare a 1,000-word **description** of the session, including the questions/topics to be discussed proposed *and the name of the panelist who will address each*. Descriptions are for review purposes only.



2020 SPECIAL TOPIC WORKSHOP

What Is Needed to Submit a Conversation Roundtable:

1. Enter a title for your submission with no more than 15 words. Use mixed-case letters and appropriate punctuation in your title.
2. Enter a full name, affiliation, and email address for the moderator and each panelist. Do not enter participant names in all upper-case letters or all lower-case letters. This information establishes a unique identity for each person, ensuring that submitters receive a decision status notification for the submission. **Identify the presenter of the submission.** Please notify SRCD at programoffice@srcd.org if a participant has been entered with more than one email address so that duplicate accounts can be merged.
3. In the case of “group authorship” (consortium, program, etc.), use the “Group Authors” field of the submitting process. **Do not enter individual authors in the submission in the Group Author field** or they will not be seen in the program!

NOTE: Do not include research funding support anywhere in your submission! The appropriate place to acknowledge research funding support is in your presentation (should your submission be accepted).

4. Enter an *integrative statement* with a maximum of 250 words. Integrative statements must be typed or copied and pasted into the submission website.
 - a. **Single-space** your integrative statement.
 - b. **Do not** include the title in the integrative statement.
 - c. **Include the name of the Moderator.**
5. Enter a *description* with a maximum of 1,000 words. Your description must be typed or copied and pasted into the submission website.
 - a. **Single-space** your description.
 - b. **Do not** include the title in the description.
 - c. **Include names and roles of panelists in the description.**
 - d. Include example questions that will be addressed to roundtable participants.
 - e. Use standard reference citations (last name, year), but do not include a reference list.